

Apple Watch Ultra Series 8 7 6 5 4 3

Apple Watch Ultra Series 8 7 6 5 4 3

- Apple Watch Ultra Series 8 7 6 5 4 3
- Apple Watch Ultra Series 8 7 6 5 4 3
- Apple Watch Ultra Series 8 7 6 5 4 3
- Apple Watch Ultra Series 8 7 6 5 4 3
- Apple Watch Ultra Series 8 7 6 5 4 3
- Apple Watch Ultra Series 8 7 6 5 4 3
- Apple Watch Ultra Series 8 7 6 5 4 3

Apple Watch Ultra Series 8 7 6 5 4 3

Apple Watch Ultra Series 8 7 6 5 4 3



黑灰



彩色



红色



深紫



浅蓝




浅灰



黑白



杏色



T-shaped Streamline Design



Stainless Steel Buckle





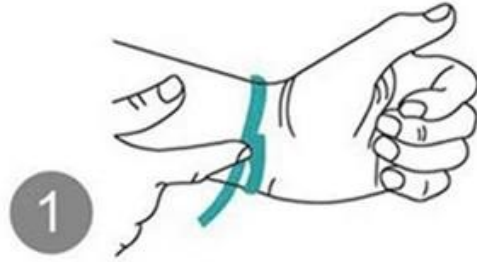
Tape size diagram

Fits most wrists 5.5-7.9inch/140-200 mm

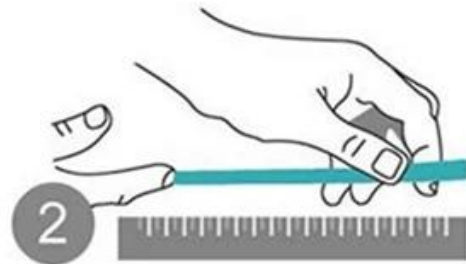


FITS UP TO

5.5-7.9inch(14-20cm)wrist



Wrap the rope to your wrist tight and then make a mark on it.



Measure the rope length from zero scale to the marked position with a ruler.

* Pure manual measurement, if there is any error, please forgive me.

How to Install

The following figure



1

Press the raised button.



2

Slide the tape onto the track of the watch and slide in the direction of the arrow (Note: Slide without loosening the button)



3

When you hear the click, it means that the strap has been buckled with the dial, so you can use it safely.