

SE 6 5 4 3 2 1

：

- Apple Watch 38 / 40mm 42 / 44mm
- CBIW407.
- :
- :
- : 200mm.
- : 22mm (38 / 40mm), 24mm (42 / 44mm)
- :
- : 3
- : * 1 + * 1

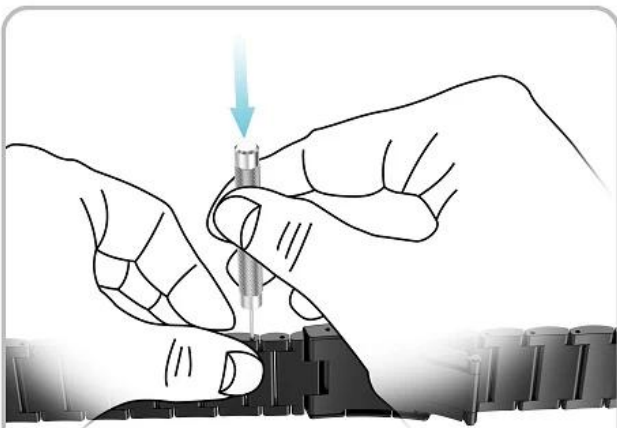
opp

[, , , ,]






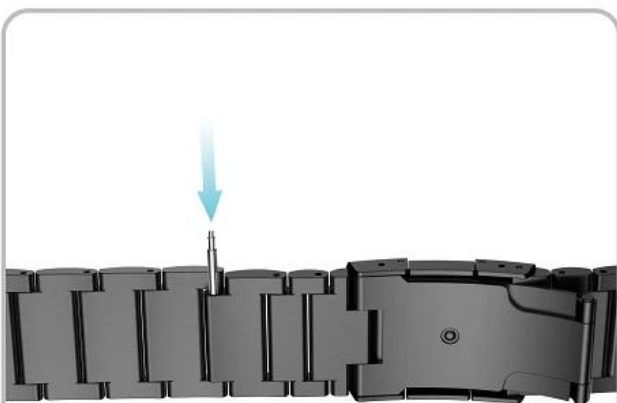




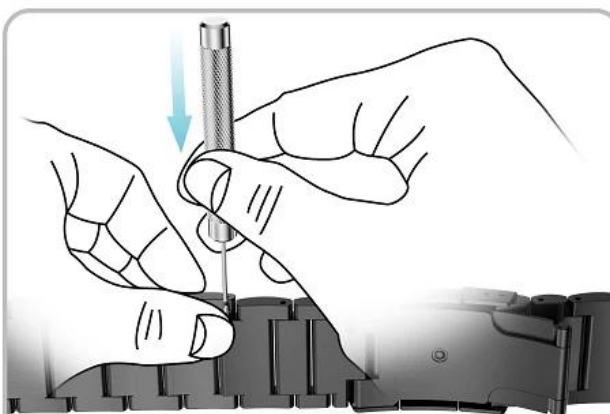
1. Use the tool to insert the band hole, press down slightly and push out the link, with link is removed successfully.



1. After removing the link, please keep that accessories (spring bar, tool, links) well.



3. Hold the spring bar in place by hand and aim it at one of the holes in the link.



4. Use the tool to press down the spring bar and push the link in. Then loosen the tool and slightly adjust the link to make both sides of the spring bar buckle firmly. Finally, the installation is successful.

